

Pupil Premium Spending and Impact Report for the financial year 2014/2015

No. of pupils in receipt of funding = 75 21% of pupils on roll

No. of looked after children in receipt of funding =2

No. of service children in receipt of funding = 0

Funding received in 2014/2014 = £114,900

This was spent on....

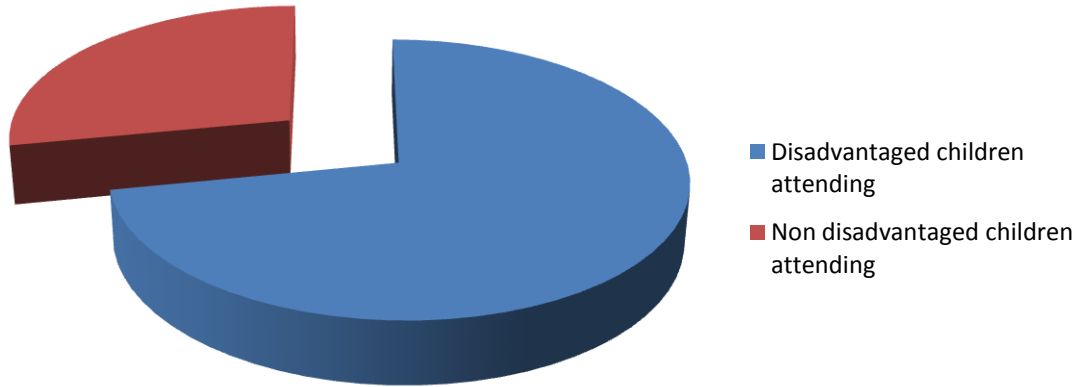
Specific use of funding allocation	Cost	Impact
Subscription to the Early Intervention Service	£30742	Early identification of barriers to learning with specialist advice for learning and behaviour 1:1 and small group support from a specialist teacher
Subscription to the Attendance and Compliance Enforcement Team	£2366	Improved attendance impacts on standards.
Enabling all children to access school visits and residential trips	£850	Raised self esteem having positive impact on educational attainment and progress
Targeted small group and 1:1 support.	£21370	Regular support for targeted pupils leads to accelerated pupil progress and reduces exclusions.
Provision of a specialist SEN teacher	£15212	Access to specialist support for learning and behaviour needs. For example, specific assessments to identify barriers to learning or providing self esteem/anger management programmes which improve pupil behaviour and as a result accelerate progress.

Provision of a counselling/play therapy service.	£4350	Provides an independent outlet for a child to offload worries/concerns in a structured, play based manner. As a result children are better able to focus on their learning.
Provision of a Learning Centre which provides before and after school learning/homework completion opportunity with breakfast and after school snacks provided.	£21520	Children are better prepared for the day ahead. Children complete their homework with support, as required.
Resources for the Learning Centre (Projector, Furniture and grass)	£5000	
Staff training for autistic spectrum disorders, Attachment and Trauma, Fetal alcohol syndrome, managing challenging behaviour and first aid for mental health.	£1600	Staff are equipped with the skills to support all children appropriately.
Specialist assessments for pupils and resources to support specific needs.	£2236	
Providing financial support for the purchase of school uniform.	£1228	Children are able to wear appropriate school uniform and self esteem is increased because they look and feel the same as their peers.
Additional Midday supervisors	£8800	Structured and well managed lunchtime ensures that children arrive at afternoon lessons ready to learn

Total spend= £115,274

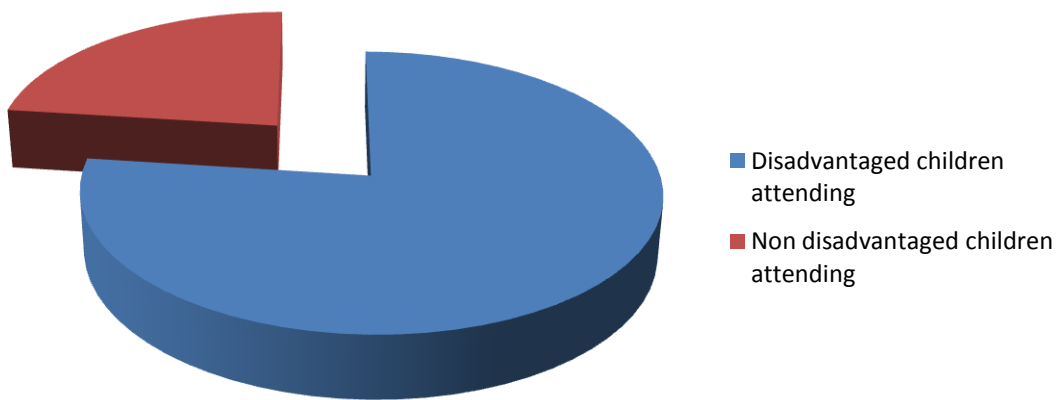
Currently, approximately 73% of those children attending the breakfast club and the after school learning centre are those in receipt of pupil premium funding. In these cases teachers report that children are better prepared for the school day and are completing their homework on a regular basis which is leading to accelerated progress.

Attendance at before and after school club



77% of the children that have received counselling are children in receipt of pupil premium funding and class teachers report that these children are better able to access their learning and as a result make better progress.

Children accessing the school counsellor

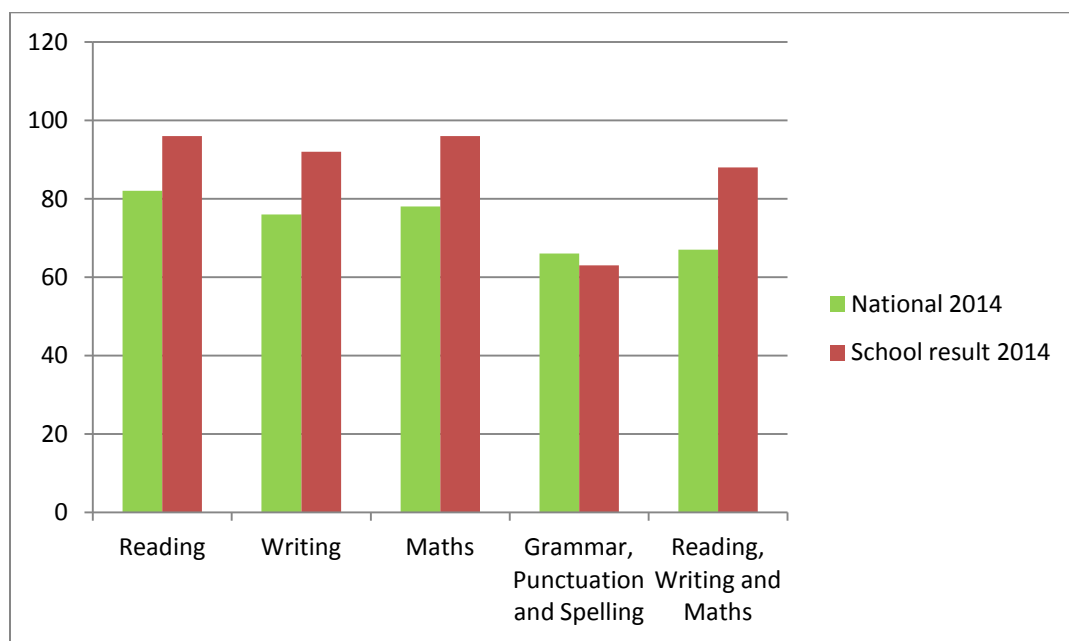


The Impact

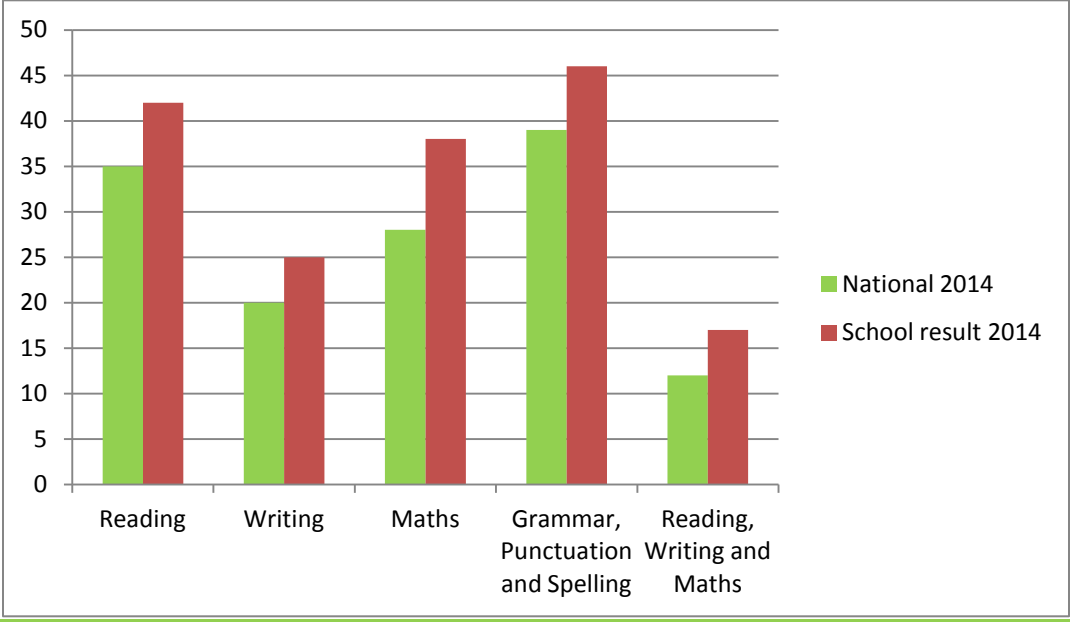
The progress of the pupils in receipt of the pupil premium grant is closely monitored by the Literacy and Numeracy subject leaders and by the Senior Leadership Team on a termly basis and reported to school Governors. Interventions are put into place to accelerate the progress of those children deemed to be making less than expected progress.

The graphs on the following pages show the end of key stage results for those children in receipt of the pupil premium grant. The results for this group of pupils has shown an upward trend at Canon Maggs since 2012 and the predicted results for 2015 are predicted to be at least in line with the 2014 results and in some cases they are predicted to be higher.

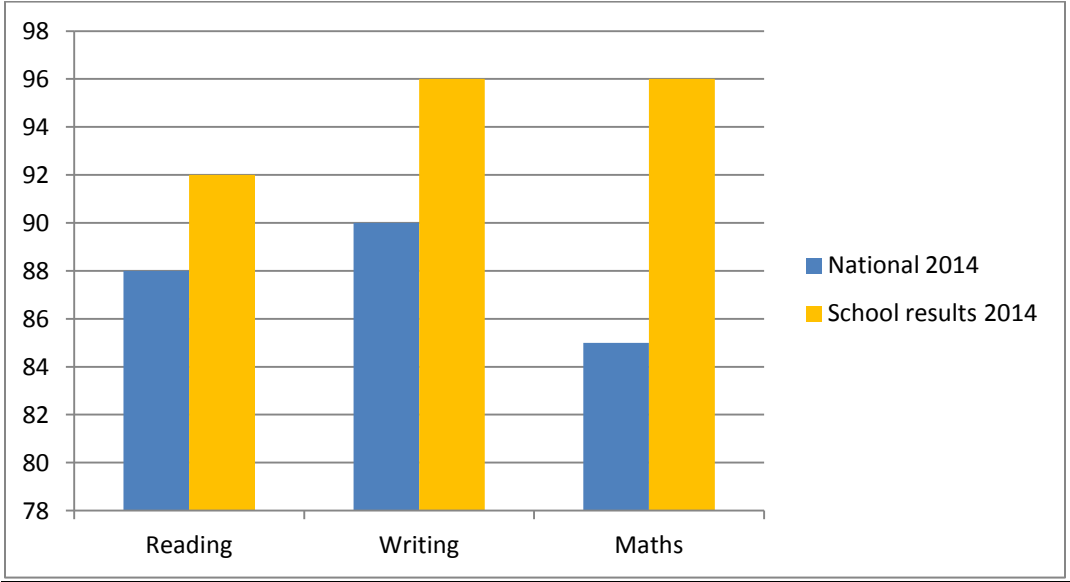
A graph to show the % of level 4+ for disadvantaged pupils at the end of KS2 – the National figure versus the School results for 2014



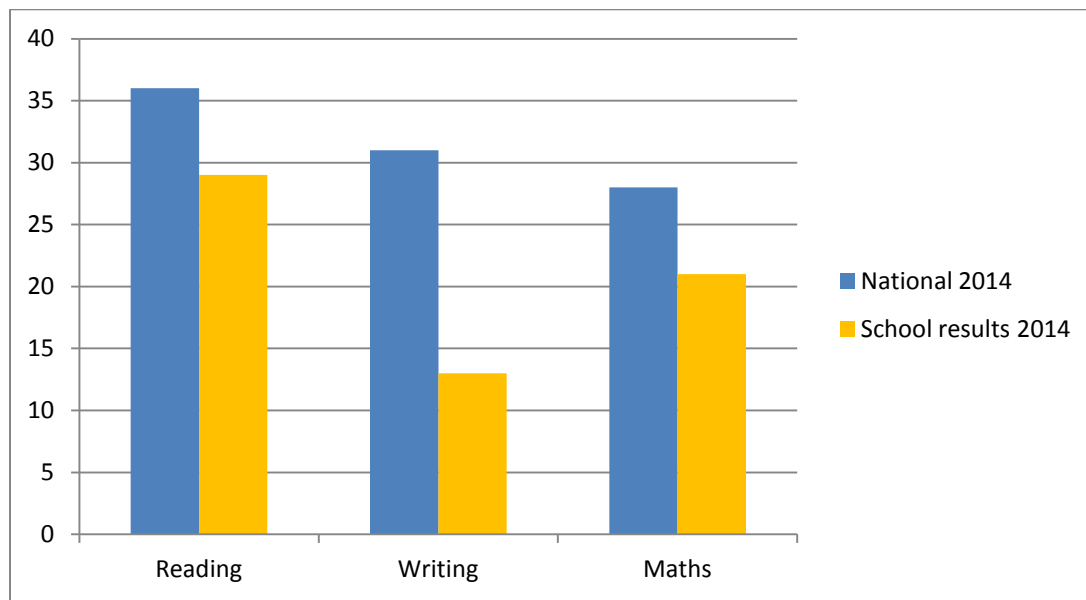
A graph to show the % of level 5+ for disadvantaged pupils at the end of KS2 – the National figure versus the School results for 2014



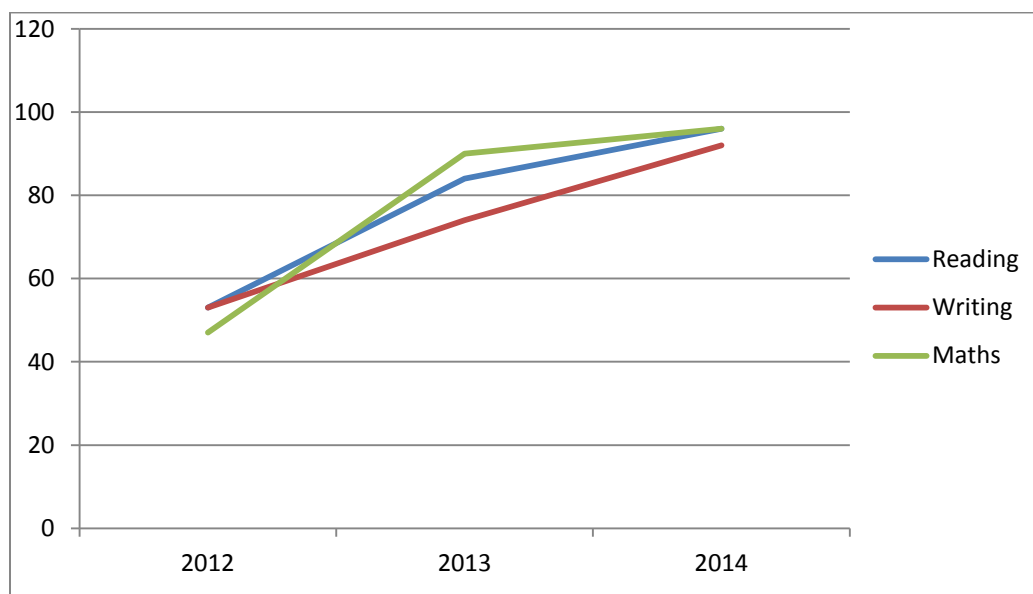
A graph to show the % of disadvantaged pupils making 2 levels of progress at the end of KS2 - the National figure versus the School results for 2014



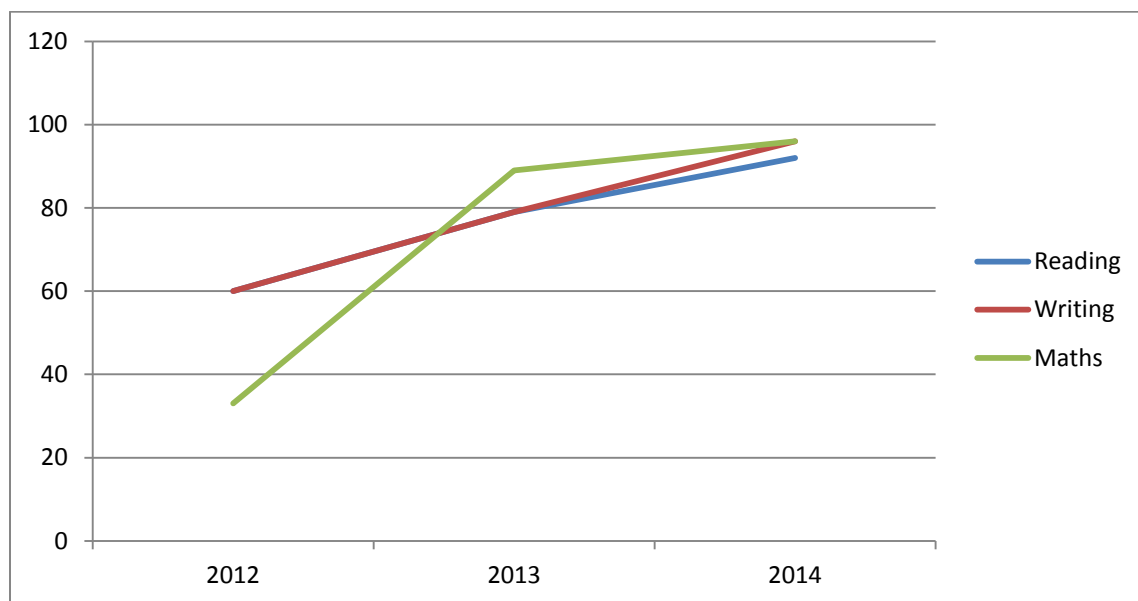
A graph to show the % of disadvantaged pupils making 3 levels of progress at the end of KS2 - the National figure versus the School results for 2014



A Graph to show the % of disadvantaged children attaining level 4 at the end of KS2 in Reading, Writing and Maths each year since 2012.



A Graph to show the % of disadvantaged children making 2 levels of progress at the end of KS2 in Reading, Writing and Maths each year since 2012.



Pupil Premium Grant Co-ordinator – Mrs S. Richards

Pupil Premium Governor – Mr Bill Basra