

School Name:	Canon Maggs C.Of E. Junior School								
DfE Number:	3302	Consortium Number:	2	Ofsted Grade ¹	Outstanding	Ofsted Date ¹	10/07/2014		

Key Stage 2: Percentage of pupils achieving

		School			Warwickshire			National		
		2013	2014	2015	2013	2014	2015	2013	2014	2015
Total Eligible Pupils		83	84	83	5319	5379	5744	533967	554448	576701
Average Point Score (RWM)		28.8	31.0	31.9	28.8	29.3	29.1	28.4	28.7	28.5
Good Level 4 ²		64	85	93	65	71	69	63	67	69
Level 4 and above	Reading	89	96	99	87	91	89	86	89	89
	Writing	87	98	100	85	87	87	83	85	87
	GPS ³	69	80	98	76	79	80	74	76	80
	Maths	90	99	99	85	87	86	85	86	87
	Read/Write/Maths	76	94	98	77	81	79	75	79	80
Level 5 and above	Reading	36	61	71	48	57	52	44	50	48
	Writing	30	55	61	35	37	38	30	33	36
	GPS ³	45	60	78	51	56	56	47	52	56
	Maths	42	58	67	43	46	44	41	42	42
	Read/Write/Maths	20	45	46	25	27	26	21	24	24
Level 6 and above	Reading	0	0	0	1	0	0	0	0	0
	Writing	0	5	7	3	3	2	2	2	2
	GPS ³	0	8	13	2	5	4	2	4	4
	Maths	5	20	27	9	11	11	6	9	9
Expected Progress (2 levels)	Reading	80	94	96	88	92	91	88	91	91
	Writing	89	99	100	91	93	93	92	93	94
	Maths	91	99	99	87	90	88	88	90	90
Progress (3 levels)	Reading	6	31	29	25	32	30	30	35	
	Writing	21	42	47	30	31	31	30	33	
	Maths	21	45	54	29	34	34	32	35	

Above or below the 2015 Floor Standard?⁴

Above floor standard

Notes:

Source: **Unvalidated**, provisional 2015 KS2 results downloaded from the DfE's NCA Tools website on 7th July 2015

¹ Ofsted Inspection Grade and Date are the latest ones known to the Local Authority as at 31st July 2015

² Good Level 4: The proportion of pupils achieving a level 4B+ in Reading **and** Maths **and** a Level 4+ in Writing

³ GPS: Grammar, Punctuation and Spelling

⁴ Below the Floor Standard is defined as; fewer than 65% of pupils not achieving Level 4+ in Read/Write/Maths AND is below the England median for progression in Reading and Writing and Maths. The 2015 median scores are not yet available so this measure has been based on the national 2014 medians of Reading 94%, Writing 96% and Maths 93%

School Name:	Canon Maggs C.Of E. Junior School		
DfE Number:	3302		

Consortium Number:	2	Ofsted Grade ¹ :	Outstanding	Ofsted Date ¹ :	10/07/2014
--------------------	---	-----------------------------	-------------	----------------------------	------------

Key Stage 2: Percentage of pupils achieving in 2015 (National 2014)

		School			Warwickshire			National (2014)		
		Disadv	Other	National Gap ⁵	Disadv	Other	National Gap ⁵	Disadv	Other	National Gap ⁵
Total Eligible Pupils		29	54		1374	4370		171551	382897	
Good Level 4 ⁶		90	94	17	53	75	-20	53	73	-20
Level 4 and above	Reading	97	100	5	82	93	-10	82	92	-10
	Writing	100	100	11	76	90	-13	76	89	-13
	GPS	97	98	16	68	84	-13	66	81	-15
	Maths	97	100	7	76	90	-14	78	90	-12
	Read/Write/Maths	93	100	10	67	84	-16	67	83	-16
Level 4B and above	Reading	97	98	14	69	86	-14	68	83	-15
	GPS	93	91	19	60	78	-14	56	74	-18
	Maths	93	96	12	63	81	-18	65	81	-16
Level 5 and above	Reading	66	74	10	35	58	-21	35	56	-21
	Writing	62	61	23	22	43	-17	20	39	-19
	GPS	79	78	21	39	62	-19	39	58	-19
	Maths	48	78	0	25	50	-23	28	48	-20
	Read/Write/Maths	35	52	6	12	31	-17	12	29	-17
Expected Progress (2 levels)	Reading	97	96	5	86	92	-6	88	92	-4
	Writing	100	100	6	88	94	-6	91	94	-3
	Maths	97	100	6	82	90	-9	86	91	-5
Progress (3 levels)	Reading	21	33	-13	31	29	-3	36	34	2
	Writing	52	44	18	26	32	-8	31	34	-3
	Maths	41	61	3	23	37	-15	28	38	-10

Notes:

Source: **Unvalidated**, provisional 2015 KS2 results downloaded from the DfE's NCA Tools website on 7th July 2015

¹ Ofsted Inspection Grade and Date are the latest ones known to the Local Authority as at 31st July 2015

⁵ GAP data: The 'National Gap' data is the gap between the performance of 'disadvantaged' pupils in your school versus 'other' non-disadvantaged pupils nationally

⁶ Good Level 4: The proportion of pupils achieving a level 4B+ in Reading **and** Maths **and** a Level 4+ in Writing

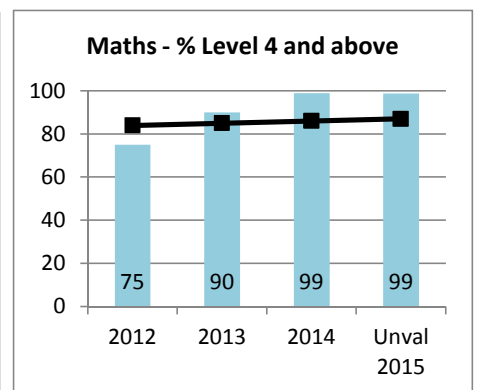
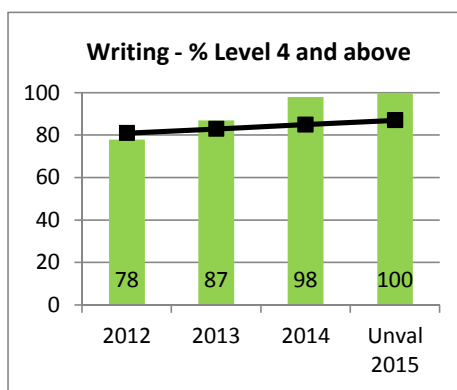
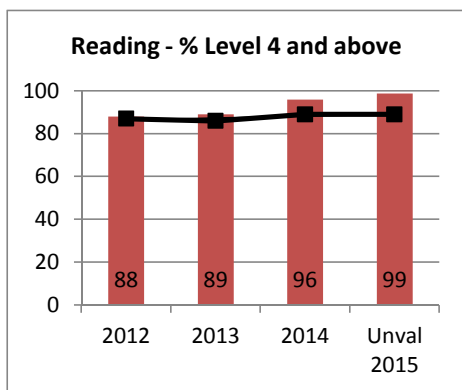
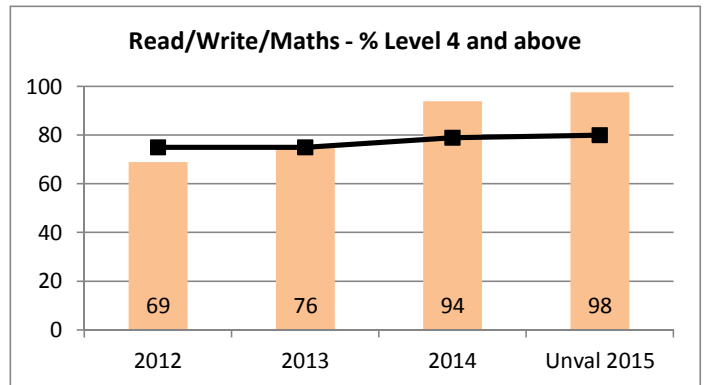
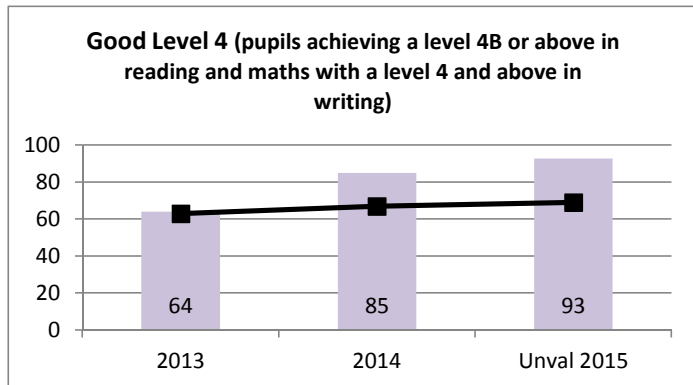
Change to 'disadvantaged pupil' definition for 2015: The DfE now include pupils that have been identified through the Pupil Premium as 'adopted from care'. The following children are included in the disadvantaged group; a) Eligible for Free Schools Meals (FSM) in the last six years; or b) Looked after continuously for 1 day or more; or c) Adopted from care

School Data Position Statement - Attainment and Progress

Please use in conjunction with your School Data Position Statement. The same data caveats will apply to this data.

School Name: Canon Maggs C.Of E. Junior School
 Consortium Group: 2

Key Stage 2: % of pupils achieving



Key Stage 2: Progress - 2 and 3 levels

